




National Holidays

Shopware 6 Extension

Instalation + Configuration

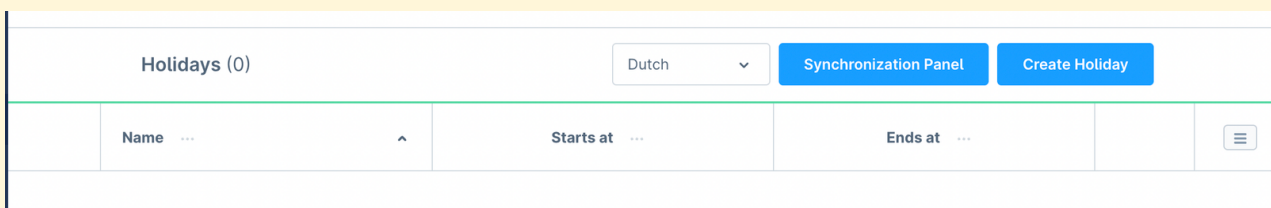
1. Install and activate National Holidays




That's it from installation process.


Synchronisation

Navigate to **Catalogues** -> **Holidays** to open holidays panel. In this view you can preview and edit existing holidays or add new ones. At the beggining we don't have any holidays. To import holidays click "Synchronisation Panel" button.



Synchronization Configuration

From * 

To * 

Language ISO *

Country ISO *

Clear Holidays National Wide Only

In the synchronisation panel view, they are 4 required fields:

- “From” - Opening range for your synchronisation
- “To” - Closing range for your synchronisation, can't be set earlier than “From” value
- “Language ISO” - Language in which to import holiday names
- “Country ISO” - Country for which Holidays import holidays

And two optional checkboxes:

- “Clear Holidays” - If this option enabled all previous holidays entries will be removed before import
- “National Wide Only” - If this option is enabled only holidays marked as national wide will be imported

Notice:

- The extension relies on an external API provider for its holiday data, with holidays usually being populated up to 6-7 years in advance.
- If holiday names are not provided in given language, the default one will be used

Usage

Blocking order placement on holidays

In plugin configuration we can enable blocking order placement in checkout. When this option is enabled, in the cart we will see violation and message saying that we can't place order on holiday.

Block ordering on holidays



You can't place new orders during holidays.

Complete order

Terms and conditions and cancellation policy

Please note our [cancellation policy](#).

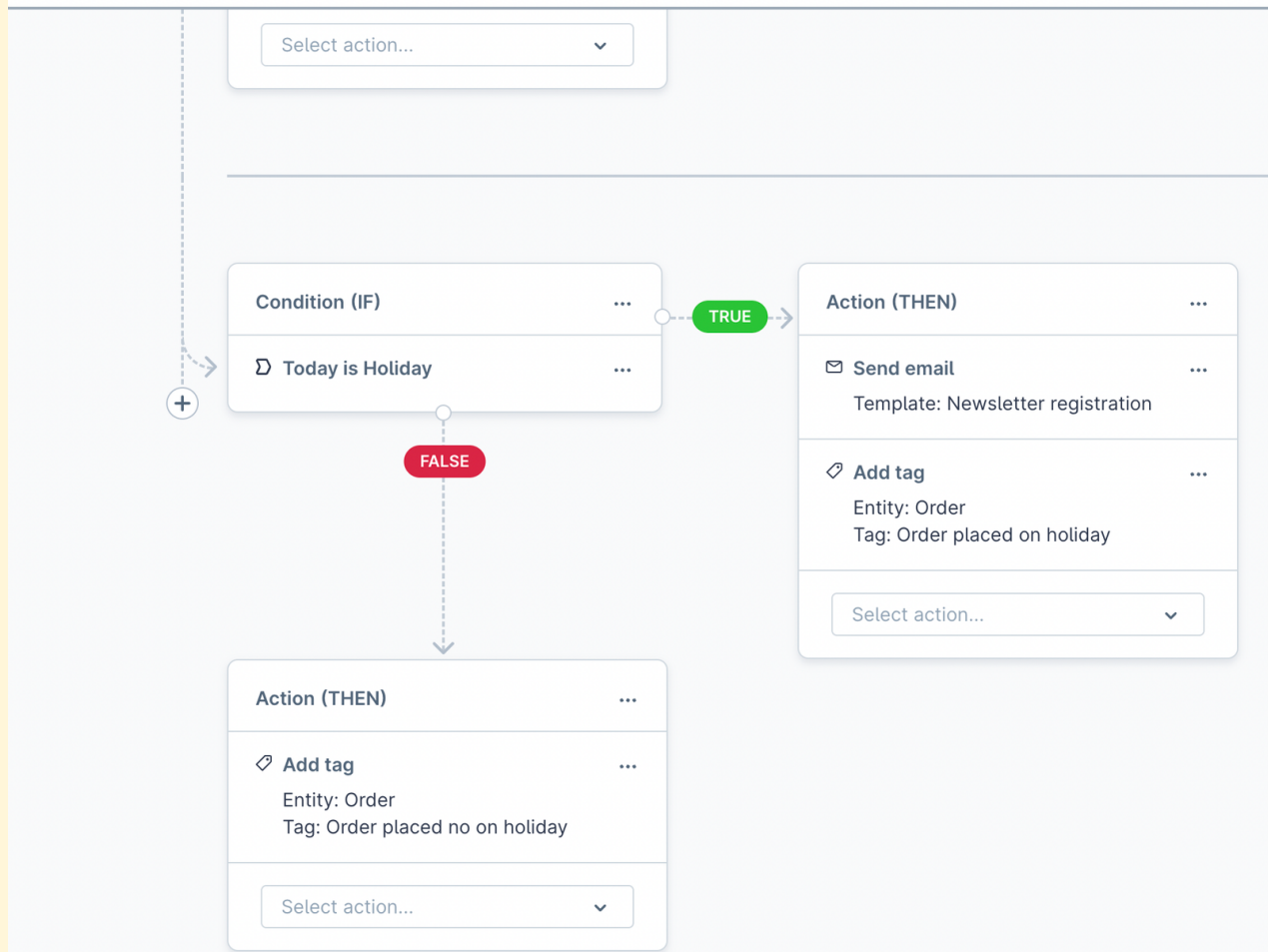
I have read and accepted the [general terms and conditions](#).

Holiday rule

Under **Settings** -> **Rule Builder** while creating / editing rules we can add new condition, called **Is today a holiday**. This condition can have values true or false. Based on whether in our holidays entries we have an holiday which range matches current date, our condition will be fulfilled. After adding this condition to rule we can later use this rule.

Flow Builder

Build new flows in Flow Builder. In this simple example we add specific tag to an order based on whether it was placed on holidays.



Specific Prices

Another usecase might be adding different price for product or shipping method based on whether today is a holidays.

Today is Holiday						
Today is Holiday				Delete pricing rule	Duplicate pricing rule	
Quantity from...	to...	Type	Euro		Czech koruna	
1	10	Price	120	120	3208.2	3208.2
		List price	Enter gros	Enter net	0	0
		Cheapest price (last 30 days)	Enter gros	Enter net	0	0
11	∞	Price	5.69	5.69	152.122'	152.122'
		List price	Enter gros	Enter net	0	0
		Cheapest price (last 30 days)	Enter gros	Enter net	0	0

- Plugin works also with Swag Dynamic Access, so we can display different cms content based on this rule
- Hiding shipping method based on holiday rule

Those are just examples how rule can be applied. For more ideas read about shopware rules [here](#)

